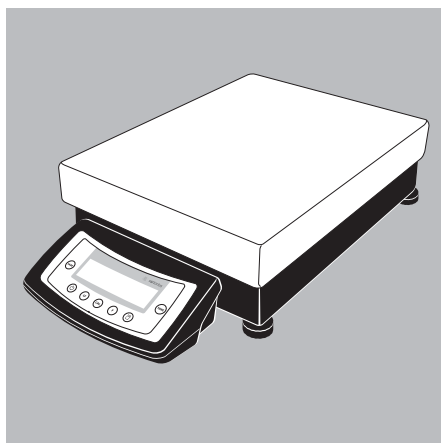
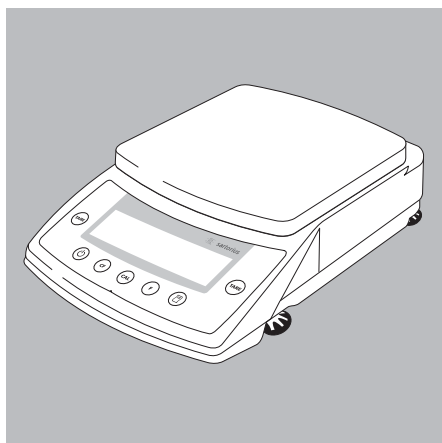
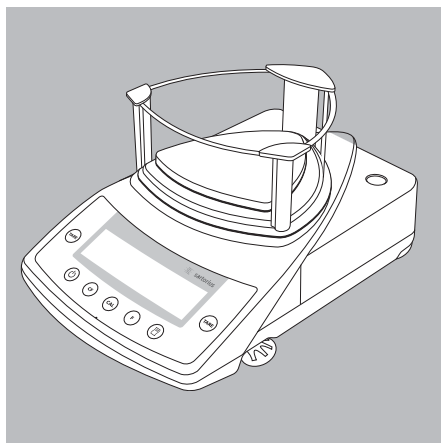
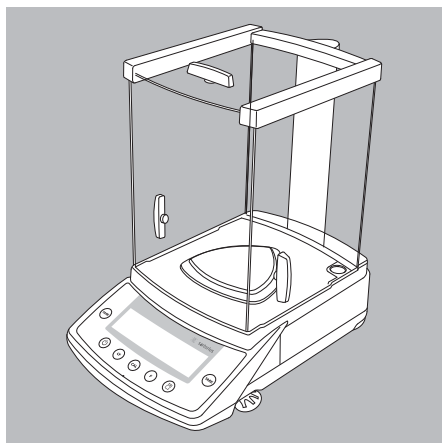


Operating Instructions

Sartorius CP | Gem^{plus} Series

CPA, GCA and GPA Models

Electronic Micro-, Analytical and Precision Balances and Precious Metal Scales



Contents

Safety Precautions	3	Generating a Printout	51
Getting Started	5	ISO/GLP-compliant Printout/Record	53
Installation	6	Interface Port	55
Operation	15	Data Input Format	59
Overview of Display and		Pin Assignment Charts	62
Operating Elements	15	Cabling Diagram	63
Basic Weighing Function	16	Troubleshooting Guide	64
Below-Balance Weighing	18	Preparing CPA2P.. Models for	
Calibration and Adjustment	20	Transport	65
Configuration	25	Care and Maintenance	66
Printing the Parameter Settings	25	Instructions for Recycling	68
Setting the Parameters		Overview	69
(Menu Codes)	26	Specifications	69
Parameter Settings (Overview)	27	Accessories (Options)	81
Setting IDs, Time, Date and		Declarations of Conformity	84
Display Brightness	32	EC Type-approval Certificate	87
Application Programs	35	Plates and Markings	88
Net-total Formulation	36		
Counting	40		
Reference Balance/Scale for Counting	40		
Weighing in Percent	44		
Animal Weighing/Averaging	47		
Toggling between Weight Units	50		

This is a “Table of Contents preview” for quality assurance

The full manual can be found at <http://the-checkout-tech.com/estore/catalog/>

We also offer free downloads, a free keyboard layout designer, cable diagrams, free help and support.

<http://the-checkout-tech.com> : *the biggest supplier of cash register and scale manuals on the net*